

**POTTSTOWN POLICE DEPARTMENT
MEMORANDUM**

DATE: December 22, 2011
TO: BOROUGH COUNCIL
FROM: Chuck Bleile
Department Administrative Manager
REF: Monthly Report for November 2011

During November 2011 the Pottstown Police Department answered 1,694 calls for service. Of these calls 1,685 occurred in the Borough.

During the month we averaged 56.47 calls per day or 28.23 calls per 12 hour shift. For the year we have answered 19,472 calls. The daily average for the year is 58.29 calls per day or 29.15 calls per 12 hour shift.

During November 2010 we answered 1,596 calls. We answered 98 more calls this month than last November. This is an increase of 6.14% from last year. For the year we have answered 1,092 fewer calls than this time in 2010. This is a decrease of 5.31%.

Cc Borough Manager
Assistant Borough Manager
Mayor
Capt
Chief
All Personnel

MONTHLY REPORT TO COUNCIL
POLICE ACTIVITY BY WARD

		Nov 2011							
<u>TYPE OF CALL ANSWERED</u>		<u>WARD</u>							BORO
CODE	ACTIVITY	1	2	3	4	5	6	7	TOTAL
0100	MURDER -MANSLAUGHTER	0	0	0	0	0	0	0	0
0200	FORCIBLE RAPE	1	1	0	0	0	0	0	2
0300	ROBBERY	2	1	0	1	0	0	0	4
0400	AGGRAVATED ASSAULT	1	2	0	0	1	1	0	5
0500	BURGLARY	3	0	6	0	0	3	1	13
0600	THEFT	16	18	29	7	8	8	3	89
0700	MOTOR VEHICLE THEFT	0	0	1	0	0	1	1	3
0450	ASSAULTS OTHER	6	4	4	1	4	1	1	21
0900	ARSON	0	0	0	0	0	0	0	0
1100	FRAUD	2	1	2	4	0	2	1	12
1300	REC STOLEN PROPERTY	0	0	0	0	0	0	0	0
1410	CRIMINAL MISCHIEF VEHICLES	7	3	13	8	14	1	4	50
1420	CRIMINAL MISCHIEF BUILDINGS	3	0	1	1	0	2	1	8
1440	CRIMINAL MISCHIEF ALL OTHERS	2	0	0	1	0	3	1	7
1500	WEAPONS VIOLATIONS	1	0	0	0	0	0	0	1
1600	PROSTITUTION	0	0	1	0	0	0	0	1
1700	SEX OFFENSES	0	0	0	0	0	0	0	0
1800	NARCOTICS VIOLATIONS	4	7	4	2	1	3	1	22
2000	OFFENSES AGAINST FAMILY	0	0	0	0	1	0	0	1
2100	DUI	2	2	0	1	0	0	2	7
2200	LIQUOR LAW VIOLATIONS	1	0	1	0	0	2	0	4
2300	PUBLIC DRUNKENESS	6	10	7	4	1	1	1	30
2400	DISORDERLY CONDUCT	7	2	0	0	1	3	0	13
2450	HARASSMENT	15	7	9	2	2	7	1	43
2600	ALL OTHER VIOLATIONS	8	3	5	1	2	6	0	25
2691	OPEN CONTAINER VIOLATIONS	0	0	0	0	0	0	0	0
2800	CURFEW VIOLATIONS	0	0	1	0	1	0	0	2
2900	RUNAWAYS	0	1	0	0	0	0	0	1
3600	DOMESTIC DISTURBANCES	19	20	25	8	6	13	2	93
3610	OTHER DISTURBANCES	62	29	28	8	2	25	4	158
3810	FALSE ALARMS	6	3	29	5	8	11	10	72
3900	TRAFFIC AND PARKING PROBLEMS	13	20	18	8	1	17	4	81
6001	HIT AND RUN INJURY	0	0	0	0	0	0	0	0
6002	DEATH	0	0	0	0	0	0	0	0
6004	PROPERTY DAMAGE	1	0	2	0	0	0	0	3
6005	HIT AND RUN	9	3	2	4	0	4	0	22
6006	INJURY	0	0	5	1	0	0	3	9
6007	PEDESTRIAN	0	0	0	0	0	0	0	0
6008	NONINJURY	6	5	17	1	1	2	1	33
6010	OTHERS	0	0	0	0	0	0	0	0
6602	ABANDONED VEHICLES	2	3	5	2	0	4	0	16
8000	WARRANTS SERVED	8	6	0	0	0	0	0	14
MISC	ALL OTHER CALLS	152	257	192	57	49	62	51	820
TOTAL		665	488	487	187	188	188	88	1885

Calls for Service - by UCR Code

Incidents Reported Between 11/01/2011 and 11/30/2011



All Municipalities

Code	Description	Primary Count	Secondary UCR Count		
			Code 2	Code 3	Code 4
0214	RAPE BY FORCE-OTHER FORCIBLE MEANS	1			
0293	FORCIBLE FONDLING	1			
0311	ROBBERY-ARMED-FIREARM-HIGHWAY	1			
0341	STRONG ARM - HIGHWAY	2			
0351	ATTEMPT - FIREARM - HIGHWAY	1			
0420	ASSAULT - KNIFE OR CUTTING INST	1			
0440	ASSAULT - ATROCIOUS- HANDS,FISTS,FEET	4			
0450	OTHER ASSAULTS - NOT AGGRAVATED	21	1		
0511	BURGLARY-FORCED ENTRY-RESIDENCE-NIGHT	4			
0513	BURGLARY-FORCED ENTRY-RESIDNTL-TIME UNKN	3			
0521	UNLAWFUL ENTRY-NO FORCE-RESIDENCE-NIGHT	1			
0522	UNLAWFUL ENTRY-NO FORCE-RESIDENCE-DAY	2			
0523	UNLAWFUL ENTRY-NO FORCE-RESIDENCE-UNK.	1			
0525	UNLAWFUL ENTRY-NO FORCE-NONRES-DAY	1			
0533	ATTEMPTED FORCIBLE ENTRY-RES.-UNKNOWN	1			
0613	THEFT-\$200 & OVER-RETAIL THEFT	1			
0614	THEFT-\$200 & OVER-FROM AUTO (EXCPT 0615)	14			
0617	THEFT-\$200 & OVER-FROM BUILDINGS	12			
0619	THEFT-\$200 & OVER-ALL OTHER	5			
0624	THEFT-\$50 TO \$200-FROM AUTO (EXCPT 0625)	15	1		
0626	THEFT-\$50 TO \$200-BICYCLES	1			
0627	THEFT-\$50 TO \$200-FROM BUILDINGS	5			
0629	THEFT-\$50 TO \$200-ALL OTHER	5			
0633	THEFT-UNDER \$50-RETAIL THEFT	2			
0634	THEFT-UNDER \$50-FROM AUTO (EXCEPT 0635)	17			
0635	THEFT-UNDER \$50-AUTO PARTS & ACCESSORIES	1			
0637	THEFT - UNDER \$50 - FROM BUILDINGS	1			
0639	THEFT-UNDER \$50-ALL OTHER	5			
0644	THEFT-ATTEMPTED-FROM AUTO (EXCEPT 0645)	5			
0710	MOTOR VEHICLE THEFT-AUTO	1			
0711	M.V. THEFT-AUTOS-STREET-COMMERCIAL AREA	1			
0736	M.V THEFT-OTHER VEHICLE-ALL OTHER LOTS	1			
1020	COUNTERFEITING	1			
1100	FRAUD	6			
1110	FRAUD - BAD CHECKS	1			
1120	FRAUD - CREDIT CARDS	2			
1130	FRAUD - ALL OTHER (FLIM FLAM, CONFIDENCE	2			
1410	CRIMINAL MISCHIEF TO AUTOMOBILES	50			
1420	CRIMINAL MISCHIEF TO PRIVATE BUILDINGS	7			
1430	CRIMINAL MISCHIEF - PUBLIC BUILDINGS	1			
1440	CRIMINAL MISCHIEF - ALL OTHER	7	1		
1531	WEAPONS - POSSESSION - FIREARMS	1			
1610	PROSTITUTION	1			
1811	NARCOTICS-SALE-MORPHINE,HEROIN,COCAINE	5	1		
1813	DRUGS-SALE/MFG-SYNTHETIC NARCOTICS	1			
1831	NARCOTICS-POSSESSION-MORP,HERION,COCAINE	5			
1832	NARCOTICS-POSSESSION-MARIJUANA,ETC.	7	4		
1833	NARCOTICS-POSSESSION-SYNTHETIC NARCOTIC	1	1		

Calls for Service - by UCR Code

Incidents Reported Between 11/01/2011 and 11/30/2011

All Municipalities

Code	Description	Primary Count	Secondary UCR Count		
			Code 2	Code 3	Code 4
1834	NARCOTICS-POSSESSION-OTHER DANGEROUS	3	3	1	
2020	OFFENSES AGAINST FAMILY-CHILD ABUSE	1			
2110	DRIVING UNDER THE INFLUENCE-LIQUOR/DRUGS	4			
2111	DRIVING UNDER THE INFLUENCE - ALCOHOL	3			
2211	LIQUOR LAW-UNDERAGE-PURCH,CONSMP,POSSES	4			
2300	PUBLIC DRUNKENNESS	30	2		
2400	DISORDERLY CONDUCT	8	1	1	
2410	HARASSMENT BY COMMUNICATION	7			
2420	DISORDERLY CONDUCT-PUBLIC PLACES	1			
2430	DISORDERLY CONDUCT - DRUGS	3			
2440	DISORDERLY CONDUCT-DISTURBING THE PEACE	1			
2450	HARASSMENT	36	1		
2600	ALL OTHER CRIMES CODE VIOLATIONS	4			
2616	ALL OTHERS - CONTEMPT OF COURT (NON M.V)	1			
2632	ALL OTHER OFFENSES - LITTERING	1			
2639	ALL OTHERS - ILLEGAL DUMPING	14			
2640	ALL OTHER ORDINANCE VIOLATIONS	2			
2656	ALL OTHER - THREATS (KILL,BOMB,PHONE,ETC	1			
2660	ALL OTHER OFFENSES - TRESPASSING	2			
2811	CURFEW LAW (JUVENILE) - MALE	2			
2910	LOST/MISSING PROPERTY	2			
2990	RUNAWAYS - (JUVENILE) - REPORTS	1			
3000	FOUND/RECOVERED PROPERTY	44			
3310	ATTEMPTED SUICIDES	1			
3320	DOA	4			
3400	MENTAL HEALTH	20	1		
3500	SUSPICIOUS PERSONS,AUTOS,CIRCUMSTANCES	113			
3600	DISTURBANCES-DOMESTIC	93	9		
3610	DISTURBANCES-JUVENILE	8			
3620	DISTURBANCES-OTHER (FIGHTS,DISPUTES,ETC)	134			
3630	LOUD MUSIC DISTURBANCE	14			
3640	ANIMAL COMPLAINTS-BARKING DOGS(FOUNDED)	2			
3800	SERVICE CALL-MISCELLANEOUS	44			
3810	SERVICE CALL-ALARMS-UNFOUNDED-EXCPT FIRE	72			
3840	FIRES (INCLUDING ALARMS-FOUNDED/UNFOUND)	6			
3870	MEDICAL EMERGENCY	43			
3900	TRAFFIC & PARKING PROBLEMS	81			
4002	NON-CRIMINAL-ACCIDENT-HOME(NON-TRAFFIC)	1			
4010	NON-CRIMINAL-FIRES	1			
4014	NON-CRIMINAL-INVESTIGATE OPEN DOOR,ETC.	8			
4027	911 HANGUPS-UNFOUNDED	30			
4028	NON-CRIMINAL-OTHER INVESTIGATIONS	56			
4029	GUNSHOTS	3			
5008	LOST & FOUND - LOST ARTICLES	3			
5100	JUVENILE	25			
5105	INFORMATION	4			
5502	ANIMAL COMPLAINTS - BARKING DOGS(UNF)	4			
5504	ANIMAL COMPLAINTS - DOG BITES	3			

Calls for Service - by UCR Code

Incidents Reported Between 11/01/2011 and 11/30/2011

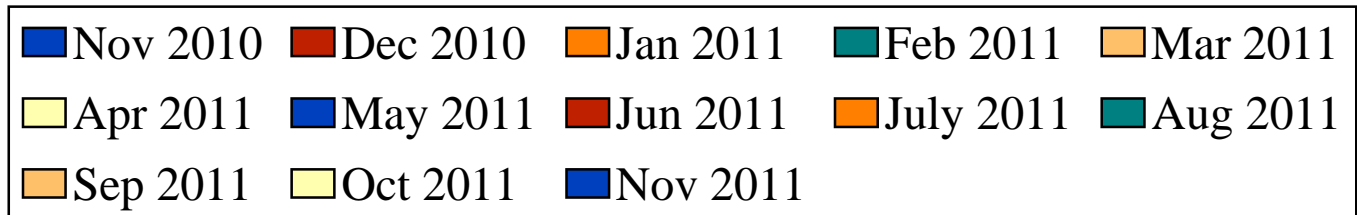
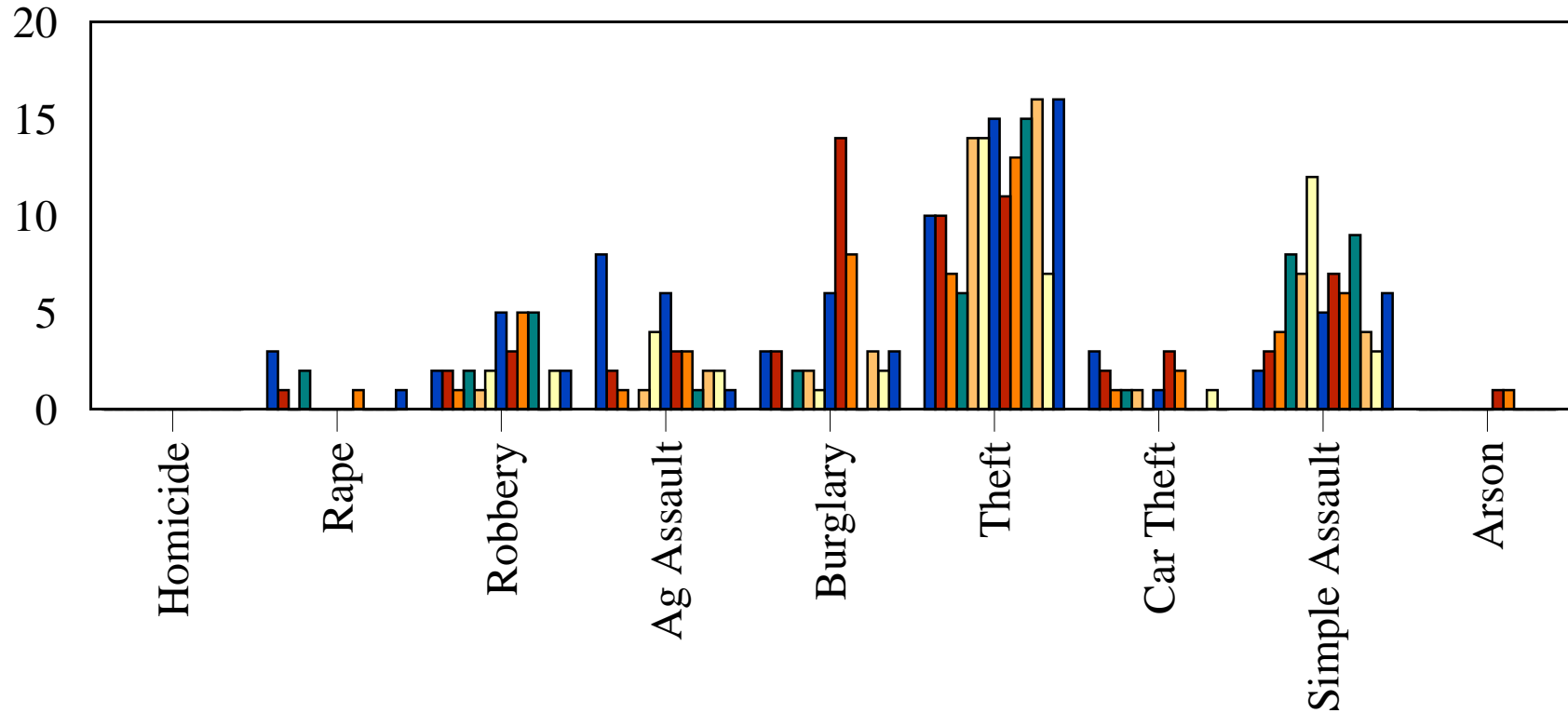


All Municipalities

Code	Description	Primary Count	Secondary UCR Count		
			Code 2	Code 3	Code 4
5506	ANIMAL COMPLAINTS - STRAY ANIMALS	29			
5508	ANIMAL COMPLAINTS - OTHER ANIMAL BITES	1			
5510	ANIMAL COMPLAINTS - OTHER	15			
5590	ANIMAL COMPLAINTS - REPORTS	1			
6004	TRAFFIC ACC. INVOLVING PROPERTY DAMAGE	3			
6005	TRAFFIC ACCIDENT- HIT AND RUN	22			
6006	TRAFFIC ACCIDENT INVOLVING INJURY	9			
6008	ACCIDENT INVOLVING NONINJURY	33			
6350	TRAFFIC ENFORCEMENT-PATROL	20			
6602	TRAFFIC RELATED -IMPOUNDED,ABANDON M.V.	16			
6605	TRAFFIC RELATED-UNFOUND ACCIDENT	1			
6607	TRAFFIC RELATED-SCHOOL CROSSING	14			
6608	TRAFFIC RELATED - ESCORTS	1			
6610	TRAFFIC RELATED - MOTORIST AID	14			
6613	TRAFFIC RELATED-SEIZED REG OR LICENSE	4			
7002	BUILDING CHECKS - OFFICER INITIATED	70			
7003	BUILDING CHECK BUSINESS	16			
7005	LIBRARY CHECK	3			
7008	PUBLIC SERVICES - MEDICAL ASSISTANCE	2			
7502	ASSIST OTHER AGENCIES - FIRE DEPT.	33			
7504	ASSIST OTHER AGENCIES - OTHER POLICE	59			
7506	ASSISTING OTHER AGENCIES - ALL OTHERS	12			
7508	ASSIST POTTSTOWN POLICE	25			
7510	LIVE SCAN	27			
8014	WARRANTS - LOCAL - OTHER WARRANTS	2	1		
8110	WARRANTS - MONTGMERY COUNTY BENCH	5			
8114	WARRANTS - OTHER AUTHORITY-OTHER WARRANT	7			
8504	DEPARTMENTAL SERVICES - JAIL DUTY	50			
8518	DEPARTMENTAL SERVICES - RECORD CHECKS	2			
9100	CARD STRUCK WHEN NOT NEEDED	15			
CITT	TRAFFIC CITATION	352			
Total Calls		2,046			

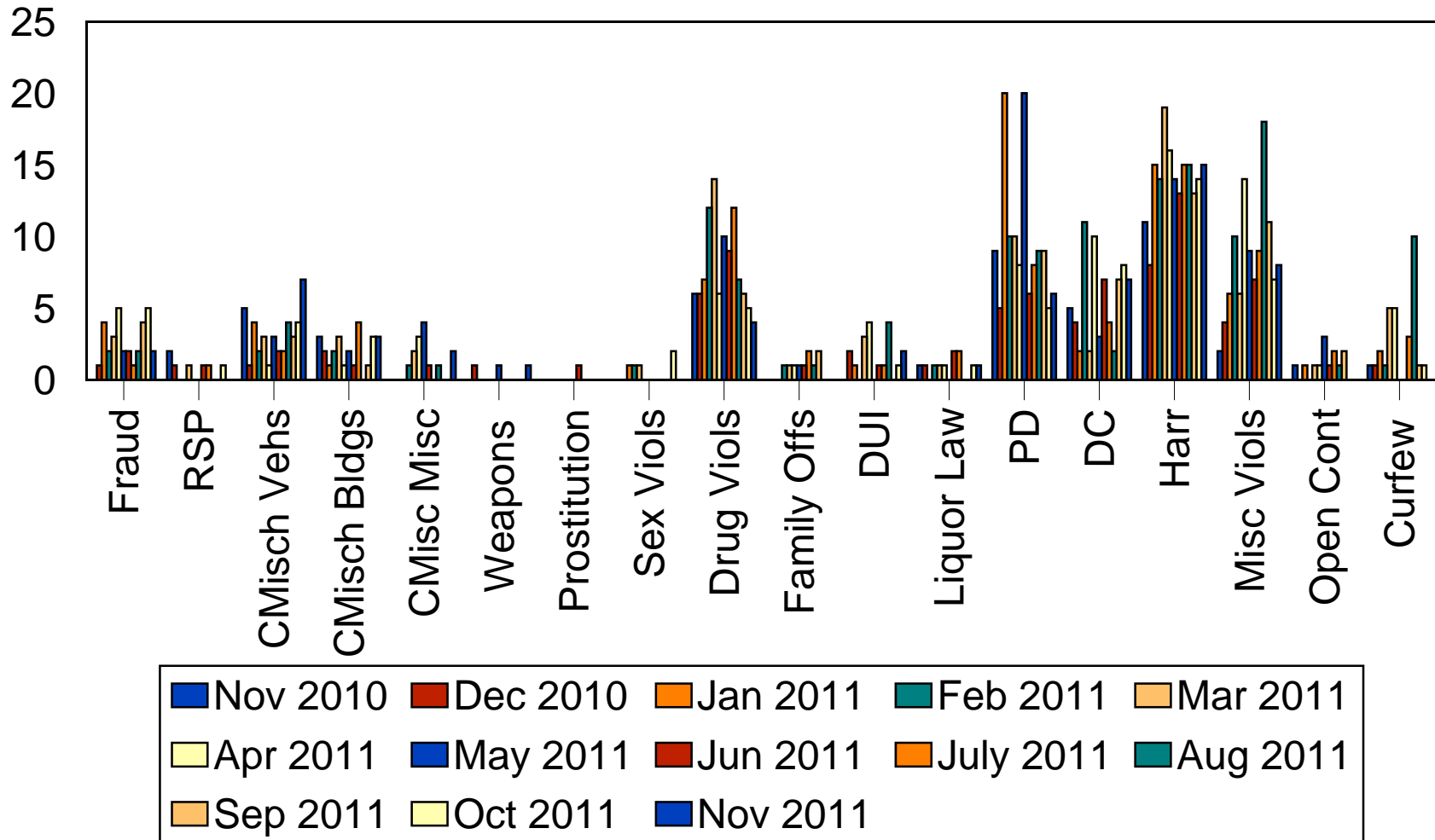
Ward 1

Part 1 Crimes - 12 Month Comparison



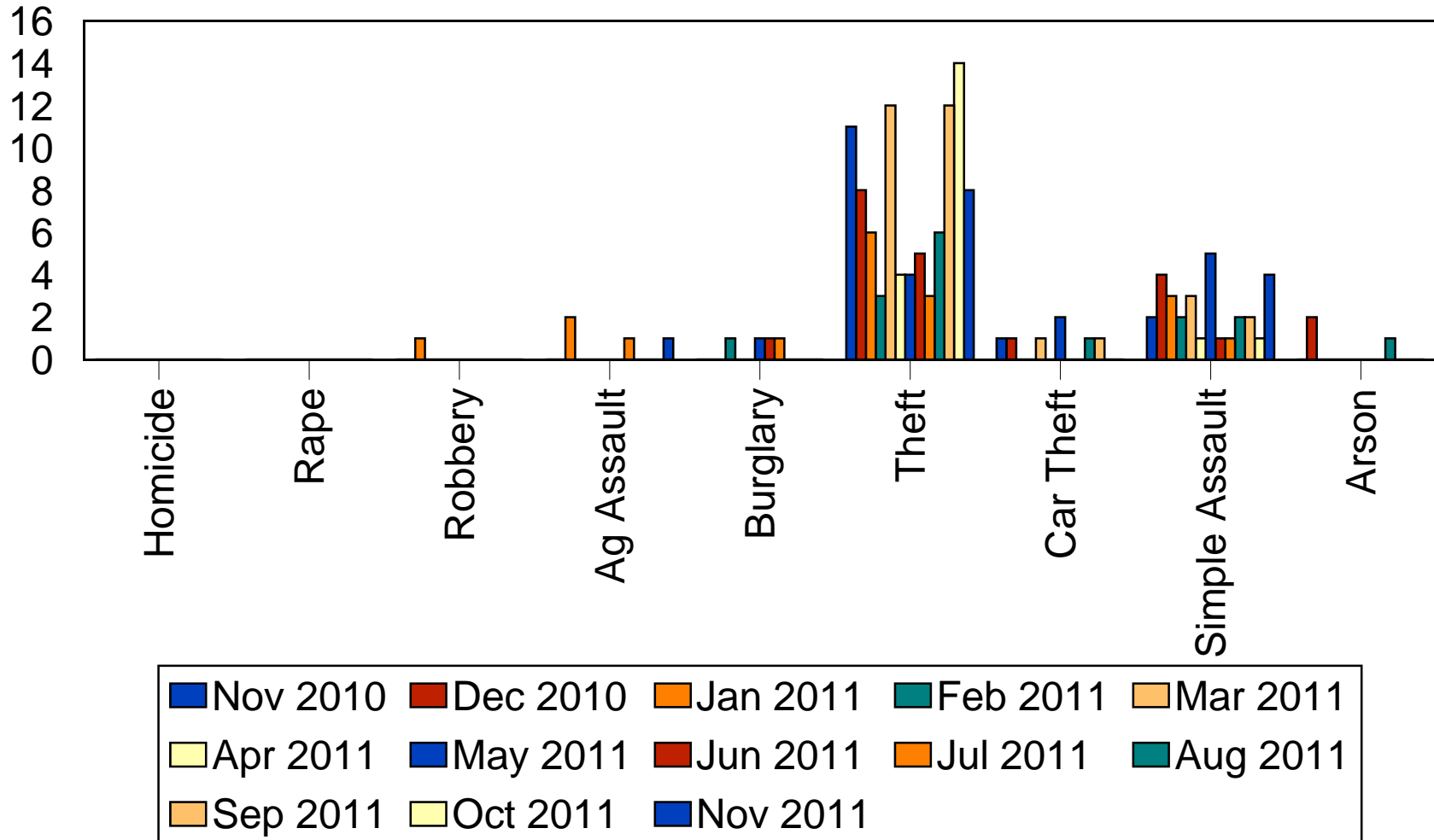
Ward 1

Part 2 Crimes - 12 Month Comparison



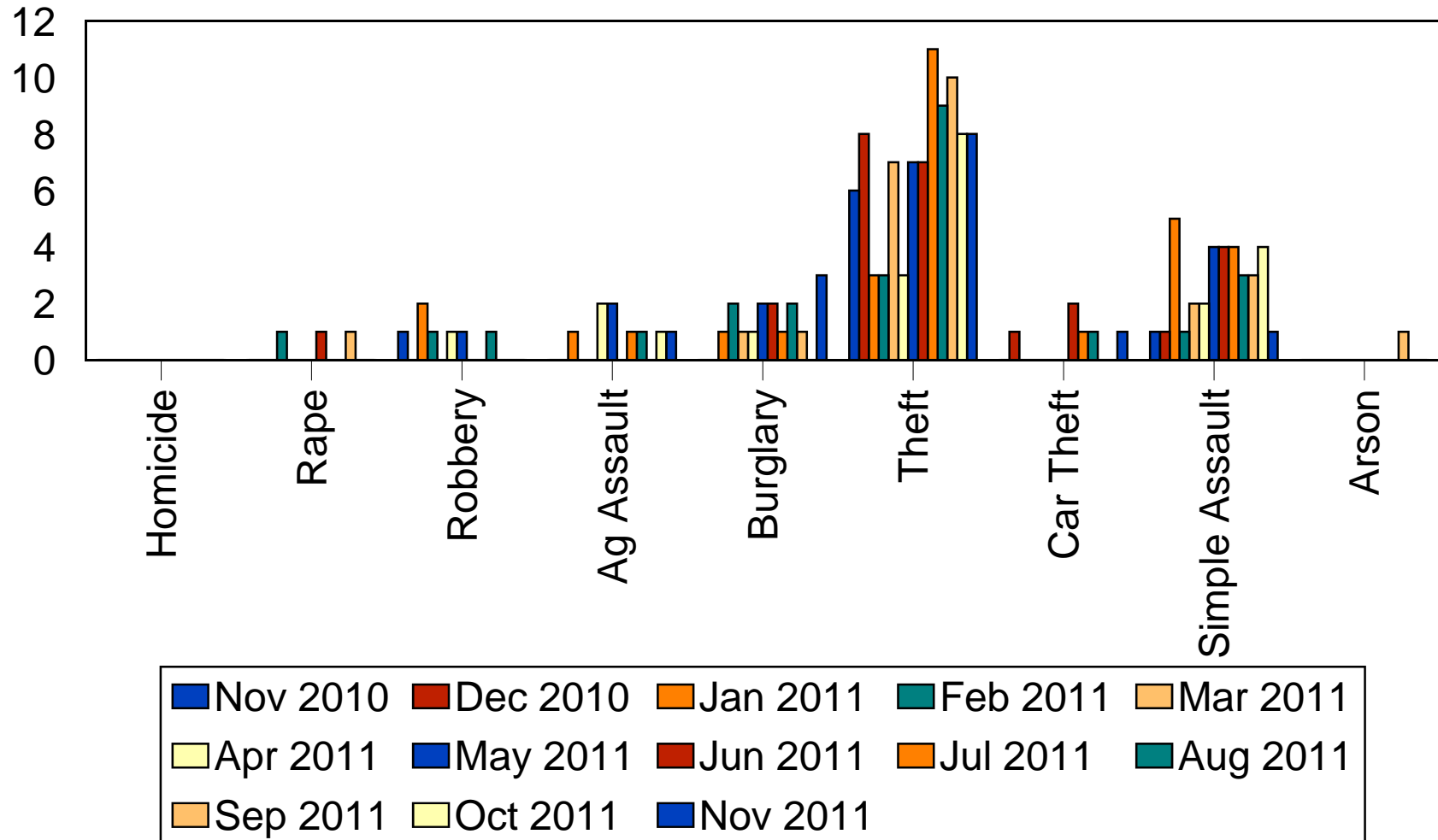
Ward 5

Part 1 Crimes - 12 Month Comparison



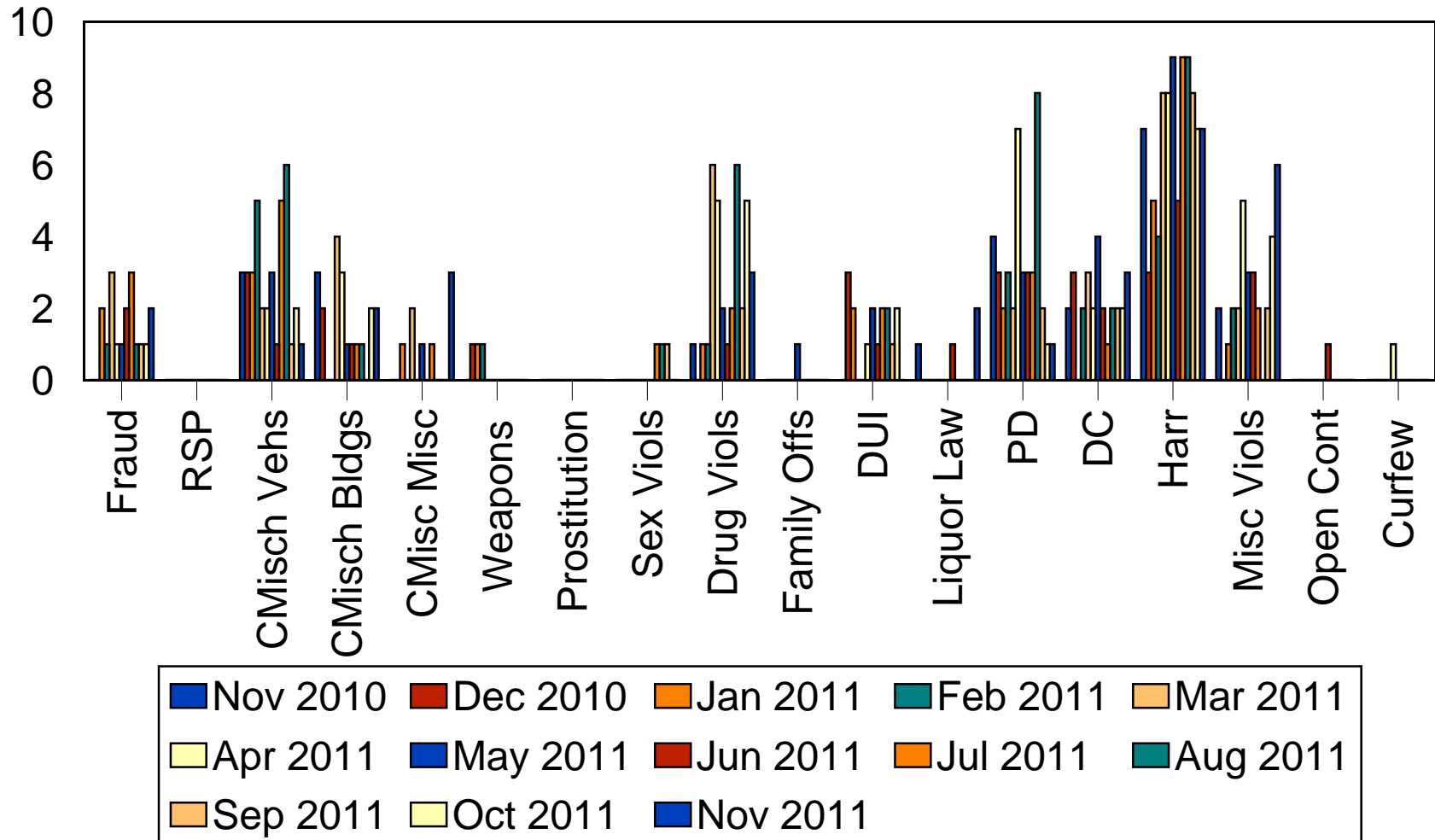
Ward 6

Part 1 Crimes - 12 Month Comparison



Ward 6

Part 2 Crimes - 12 Month Comparison



Ward 7

Part 1 Crimes - 12 Month Comparison

