

**POTTSTOWN POLICE DEPARTMENT  
MEMORANDUM**

DATE: June 23, 2010  
TO: BOROUGH COUNCIL  
FROM: Chuck Bleile  
Department Administrative Manager  
REF: Monthly Report for May 2010

During May 2010 the Pottstown Police Department answered 1,906 calls for service. Of these calls 1,889 occurred in the Borough.

During the month we averaged 61.48 calls per day or 30.74 calls per 12 hour shift. For the year we have answered 9,344 calls. The daily average for the year is 61.88 calls per day or 30.94 calls per 12 hour shift.

During May 2009 we answered 2,040 calls. We answered 134 fewer calls this month than last May. This is a decrease of 6.57% from last year. For the year we have answered 378 more calls than this time in 2009. This is an increase of 4.22%.

Cc Borough Manager  
Assistant Borough Manager  
Mayor  
Capt  
Chief  
All Personnel

## MONTHLY REPORT TO COUNCIL

## POLICE ACTIVITY BY WARD

		MAY 2010							
TYPE OF CALL ANSWERED		WARD							BORO
CODE	ACTIVITY	1	2	3	4	5	6	7	TOTAL
0100	MURDER -MANSLAUGHTER	0	0	0	0	0	0	0	0
0200	FORCIBLE RAPE	1	0	0	0	0	0	0	1
0300	ROBBERY	2	0	1	2	0	0	0	5
0400	AGGRAVATED ASSAULT	3	3	2	1	1	1	0	11
0500	BURGLARY	3	0	2	1	0	5	3	14
0600	THEFT	8	15	16	8	4	11	4	66
0700	MOTOR VEHICLE THEFT	2	3	1	1	0	0	1	8
0450	ASSAULTS OTHER	9	2	11	5	4	3	3	37
0900	ARSON	0	0	0	0	0	0	0	0
1100	FRAUD	7	2	3	0	0	2	1	15
1300	REC STOLEN PROPERTY	0	0	0	0	0	1	0	1
1410	CRIMINAL MISCHIEF VEHICLES	3	1	5	5	2	2	1	19
1420	CRIMINAL MISCHIEF BUILDINGS	5	2	2	1	2	0	1	13
1440	CRIMINAL MISCHIEF ALL OTHERS	0	1	1	0	0	1	0	3
1500	WEAPONS VIOLATIONS	1	0	0	0	1	0	0	2
1600	PROSTITUTION	0	0	0	0	0	0	0	0
1700	SEX OFFENSES	0	0	0	0	0	0	0	0
1800	NARCOTICS VIOLATIONS	4	11	1	5	1	0	1	23
2000	OFFENSES AGAINST FAMILY	1	0	2	0	1	0	0	4
2100	DUI	5	3	1	0	0	1	1	11
2200	LIQUOR LAW VIOLATIONS	0	0	0	0	0	0	0	0
2300	PUBLIC DRUNKENESS	5	9	1	1	1	3	0	20
2400	DISORDERLY CONDUCT	4	2	4	0	2	1	1	14
2450	HARASSMENT	20	15	10	5	5	6	1	62
2600	ALL OTHER VIOLATIONS	8	2	7	1	2	1	1	22
2691	OPEN CONTAINER VIOLATIONS	0	3	0	0	0	0	0	3
2800	CURFEW VIOLATIONS	4	0	1	1	1	1	0	8
2900	RUNAWAYS	3	2	1	0	1	1	0	8
3600	DOMESTIC DISTURBANCES	27	18	21	10	14	11	6	107
3610	OTHER DISTURBANCES	80	55	28	17	17	28	9	234
3810	FALSE ALARMS	4	6	20	2	8	12	10	62
3900	TRAFFIC AND PARKING PROBLEMS	13	26	22	12	5	10	7	95
6001	HIT AND RUN INJURY	0	1	0	0	0	0	0	1
6002	DEATH	0	0	2	0	0	0	0	2
6004	PROPERTY DAMAGE	2	2	2	1	0	1	1	9
6005	HIT AND RUN	6	4	2	5	0	2	0	19
6006	INJURY	1	3	2	1	0	0	1	8
6007	PEDESTRIAN	0	0	0	0	0	0	0	0
6008	NONINJURY	7	3	11	4	0	5	3	33
6010	OTHERS	0	0	0	0	0	0	0	0
6602	ABANDONED VEHICLES	5	5	11	1	2	3	0	27
8000	WARRANTS SERVED	3	7	1	0	3	1	0	15
MISC	ALL OTHER CALLS	162	341	160	55	71	68	50	907
	TOTAL	408	547	354	145	148	181	106	1889
	TOTAL 2009 CALLS	513	476	421	171	151	184	108	2024
	INCREASE OR DECREASE FROM 2009	(105)	71	(67)	(26)	(3)	(3)	(2)	(135)
	PERCENT INCREASE OR DECREASE	-20%	15%	-16%	-15%	-2%	-2%	-2%	-7%
<b>TRAFFIC CITATIONS</b>									
	SPEEDING	0	1	50	0	0	21	10	82
	ALL OTHER MOVING VIOLATIONS	37	37	69	5	2	36	34	220

**Calls for Service - by UCR Code**

Incidents Reported Between 05/01/2010 and 05/31/2010

All Municipalities

Code	Description	Primary Count	Secondary UCR Count		
			Code 2	Code 3	Code 4
0200	RAPE	1			
0314	ARMED - FIREARM - GAS SERVICE STATION	1			
0320	ROBBERY-KNIFE OR CUTTING INSTRUMENT	2			
0340	ROBBERY-STRONGARM	1			
0346	STRONG ARM - RESIDENCE	1			
0420	ASSAULT - KNIFE OR CUTTING INST	1			
0430	ASSAULT-OTHER DANGEROUS WEAPON	3			
0440	ASSAULT - ATROCIOUS- HANDS,FISTS,FEET	7	1		
0450	OTHER ASSAULTS - NOT AGGRAVATED	37	1		
0511	BURGLARY-FORCED ENTRY-RESIDENCE-NIGHT	2			
0512	BURGLARY-FORCED ENTRY-RESIDENCE-DAY	3	1		
0516	BURGLARY-FORCED ENTRY-NON-RESID-TIME UNK	2			
0521	UNLAWFUL ENTRY-NO FORCE-RESIDENCE-NIGHT	1			
0522	UNLAWFUL ENTRY-NO FORCE-RESIDENCE-DAY	3			
0523	UNLAWFUL ENTRY-NO FORCE-RESIDENCE-UNK.	2			
0535	ATTEMPT FORCIBLE ENTRY-NONRES.-DAY	1			
0614	THEFT-\$200 & OVER-FROM AUTO (EXCPT 0615)	3			
0616	THEFT-\$200 & OVER-BICYCLES	2			
0617	THEFT-\$200 & OVER-FROM BUILDINGS	8			
0619	THEFT-\$200 & OVER-ALL OTHER	8			
0623	THEFT-\$50 TO \$200-RETAIL THEFT	1			
0624	THEFT-\$50 TO \$200-FROM AUTO (EXCPT 0625)	4			
0625	THEFT-\$50-\$200-AUTO PARTS & ACCESSORIES	1			
0626	THEFT-\$50 TO \$200-BICYCLES	8			
0627	THEFT-\$50 TO \$200-FROM BUILDINGS	9			
0629	THEFT-\$50 TO \$200-ALL OTHER	7			
0633	THEFT-UNDER \$50-RETAIL THEFT	6			
0634	THEFT-UNDER \$50-FROM AUTO (EXCEPT 0635)	3	1		
0635	THEFT-UNDER \$50-AUTO PARTS & ACCESSORIES	1			
0636	THEFT - UNDER \$50 - BICYCLES	2			
0637	THEFT - UNDER \$50 - FROM BUILDINGS	1			
0643	THEFT-ATTEMPTED-RETAIL THEFT	1			
0647	THEFT-ATTEMPTED-FROM BUILDINGS	1			
0710	MOTOR VEHICLE THEFT-AUTO	5	1		
0712	M.V. THEFT - STREET - RESIDENTIAL AREA	1			
0713	M.V. THEFT - AUTOS - DRIVEWAY	1			
0730	MOTOR VEHICLE THEFT-ALL OTHER	1			
1020	COUNTERFEITING	1			
1100	FRAUD	6			
1110	FRAUD - BAD CHECKS	3			
1120	FRAUD - CREDIT CARDS	3			
1130	FRAUD - ALL OTHER (FLIM FLAM, CONFIDENCE	2			
1300	STOLEN PROPERTY-RECEIVING,POSSESSING,ETC	1			
1410	CRIMINAL MISCHIEF TO AUTOMOBILES	19	1	1	
1420	CRIMINAL MISCHIEF TO PRIVATE BUILDINGS	12	1		
1430	CRIMINAL MISCHIEF - PUBLIC BUILDINGS	1			
1440	CRIMINAL MISCHIEF - ALL OTHER	2	1		
1450	ALL OTHER VANDALISM(GRAFFITI)	1			

**Calls for Service - by UCR Code**

Incidents Reported Between 05/01/2010 and 05/31/2010

All Municipalities

Code	Description	Primary Count	Secondary UCR Count		
			Code 2	Code 3	Code 4
1500	WEAPONS-CARRYING,POSSESSING,ETC.	1	1	1	
1531	WEAPONS - POSSESSION - FIREARMS	1			
1811	NARCOTICS-SALE-MORPHINE,HEROIN,COCAINE	9			
1812	NARCOTICS-SALE-MARIJUANA, HASHISH, ETC.	2			
1831	NARCOTICS-POSSESSION-MORP,HERION,COCAINE	2			1
1832	NARCOTICS-POSSESSION-MARIJUANA,ETC.	5			
1833	NARCOTICS-POSSESSION-SYNTHETIC NARCOTIC	1			
1834	NARCOTICS-POSSESSION-OTHER DANGEROUS	4	2		
2000	OFFENSES AGAINST FAMILY & CHILDREN	1			
2020	OFFENSES AGAINST FAMILY-CHILD ABUSE	2			
2040	OFFENSES AGAINST FAMILY - OTHER	1			
2110	DRIVING UNDER THE INFLUENCE-LIQUOR/DRUGS	5			
2111	DRIVING UNDER THE INFLUENCE - ALCOHOL	6			
2300	PUBLIC DRUNKENNESS	20		1	
2400	DISORDERLY CONDUCT	13			
2410	HARASSMENT BY COMMUNICATION	28			
2430	DISORDERLY CONDUCT - DRUGS	1	1		1
2450	HARASSMENT	34	1		
2600	ALL OTHER CRIMES CODE VIOLATIONS	5			
2616	ALL OTHERS - CONTEMPT OF COURT (NON M.V)	1			
2639	ALL OTHERS - ILLEGAL DUMPING	14			
2650	ALL OTHERS - PUBLIC NUISANCE	2			
2660	ALL OTHER OFFENSES - TRESPASSING	0	1	2	
2691	OPEN CONTAINER ORDINANCE	3			
2720	DOG LAW & BITES (1ST OFF. & STATE CIT)	1			
2811	CURFEW LAW (JUVENILE) - MALE	7			
2812	CURFEW LAW (JUVENILE) - FEMALE	1	1		
2910	LOST/MISSING PROPERTY	2			
2911	RUNAWAY - INCORRIGIBLE -MALE (JUVENILE)	1			
2912	RUNAWAY-INCORRIGIBLE-FEMALE (JUVENILE)	2			
2990	RUNAWAYS - (JUVENILE) - REPORTS	5			
3000	FOUND/RECOVERED PROPERTY	32			
3320	DOA	1			
3400	MENTAL HEALTH	23			
3500	SUSPICIOUS PERSONS,AUTOS,CIRCUMSTANCES	127			
3600	DISTURBANCES-DOMESTIC	107	13	2	1
3610	DISTURBANCES-JUVENILE	21			
3620	DISTURBANCES-OTHER (FIGHTS,DISPUTES,ETC)	184			
3630	LOUD MUSIC DISTURBANCE	23			
3640	ANIMAL COMPLAINTS-BARKING DOGS(FOUNDED)	6			
3800	SERVICE CALL-MISCELLANEOUS	46			
3810	SERVICE CALL-ALARMS-UNFOUNDED-EXCPT FIRE	62			
3840	FIRES (INCLUDING ALARMS-FOUNDED/UNFOUND)	3			
3870	MEDICAL EMERGENCY	25	1		
3900	TRAFFIC & PARKING PROBLEMS	95			
4002	NON-CRIMINAL-ACCIDENT-HOME(NON-TRAFFIC)	1			
4010	NON-CRIMINAL-FIRES	2			
4014	NON-CRIMINAL-INVESTIGATE OPEN DOOR,ETC.	8			

**Calls for Service - by UCR Code**

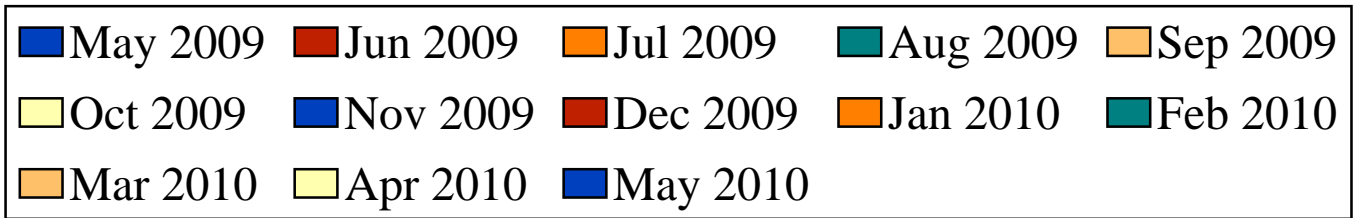
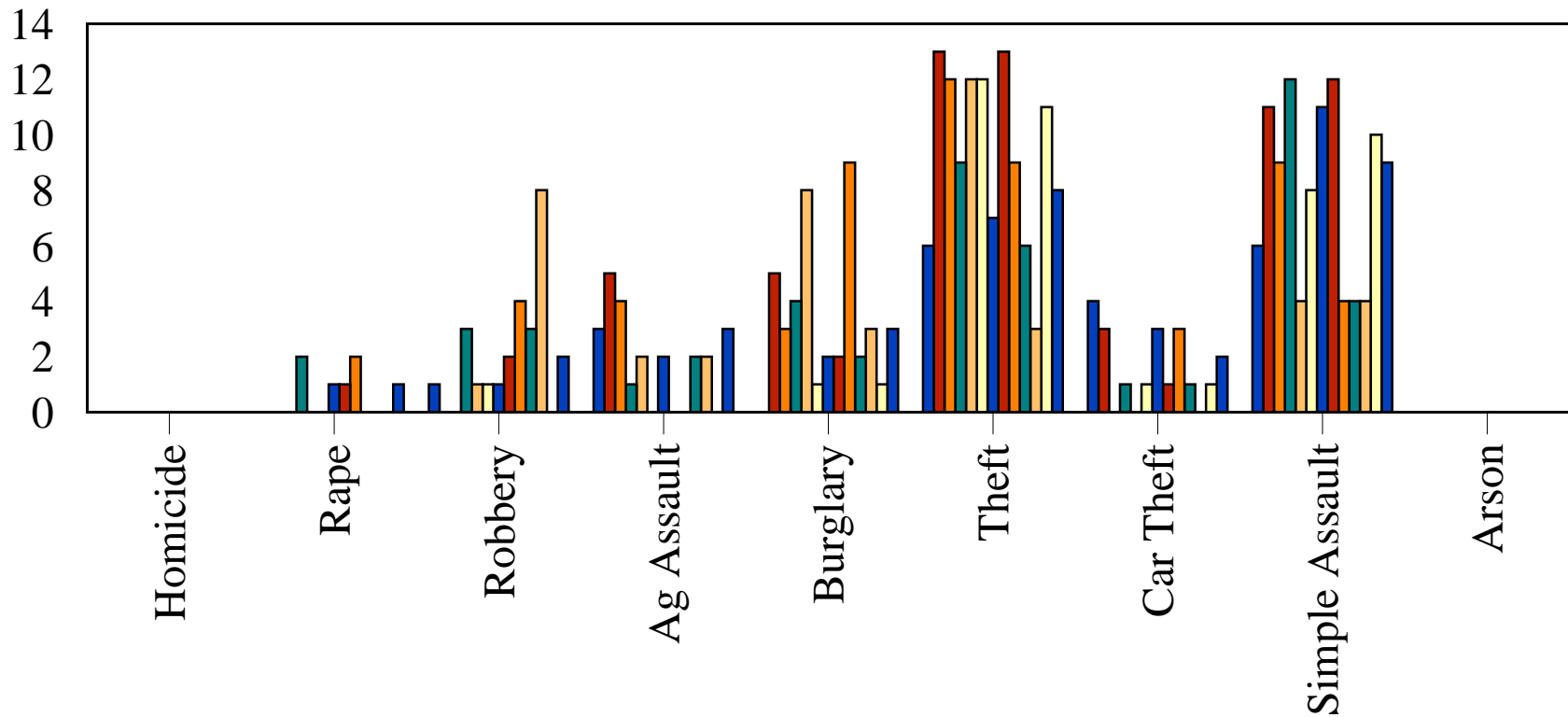
Incidents Reported Between 05/01/2010 and 05/31/2010

All Municipalities

Code	Description	Primary Count	Secondary UCR Count		
			Code 2	Code 3	Code 4
4026	NON-CRIMINAL-WIRES AND POLES DOWN	2			
4027	911 HANGUPS-UNFOUNDED	18			
4028	NON-CRIMINAL-OTHER INVESTIGATIONS	62			
4029	GUNSHOTS	4			
5008	LOST & FOUND - LOST ARTICLES	5			
5100	JUVENILE	46			
5105	INFORMATION	3			
5502	ANIMAL COMPLAINTS - BARKING DOGS(UNF)	10			
5504	ANIMAL COMPLAINTS - DOG BITES	2			
5506	ANIMAL COMPLAINTS - STRAY ANIMALS	35			
5510	ANIMAL COMPLAINTS - OTHER	15			
5590	ANIMAL COMPLAINTS - REPORTS	4			
6001	TRAFFIC ACCIDENT-HIT AND RUN-INJURY	1			
6002	TRAFFIC ACCIDENT INVOLVING DEATH	2			
6004	TRAFFIC ACC. INVOLVING PROPERTY DAMAGE	9			
6005	TRAFFIC ACCIDENT- HIT AND RUN	19			
6006	TRAFFIC ACCIDENT INVOLVING INJURY	8			
6008	ACCIDENT INVOLVING NONINJURY	33			
6350	TRAFFIC ENFORCEMENT-PATROL	16			
6602	TRAFFIC RELATED -IMPOUNDED,ABANDON M.V.	27			
6605	TRAFFIC RELATED-UNFOUND ACCIDENT	5			
6607	TRAFFIC RELATED-SCHOOL CROSSING	29			
6608	TRAFFIC RELATED - ESCORTS	4			
6610	TRAFFIC RELATED - MOTORIST AID	9			
6613	TRAFFIC RELATED-SEIZED REG OR LICENSE	5			
7002	BUILDING CHECKS - OFFICER INITIATED	91			
7003	BUILDING CHECK BUSINESS	13			
7008	PUBLIC SERVICES - MEDICAL ASSISTANCE	1			
7012	PUBLIC SERVICES - BANK ESCORTS, ETC.	19			
7502	ASSIST OTHER AGENCIES - FIRE DEPT.	41			
7504	ASSIST OTHER AGENCIES - OTHER POLICE	64			
7506	ASSISTING OTHER AGENCIES - ALL OTHERS	15			
7508	ASSIST POTTSTOWN POLICE	32			
7510	LIVE SCAN	27			
8010	WARRANTS - LOCAL - CRIMINAL	2			
8012	WARRANTS - LOCAL - TRAFFIC/CONTEMPT	1			
8014	WARRANTS - LOCAL - OTHER WARRANTS	1			
8110	WARRANTS - MONTGMERY COUNTY BENCH	5			
8114	WARRANTS - OTHER AUTHORITY-OTHER WARRANT	6			
8504	DEPARTMENTAL SERVICES - JAIL DUTY	58			
8518	DEPARTMENTAL SERVICES - RECORD CHECKS	2			
9100	CARD STRUCK WHEN NOT NEEDED	16			
CITT	TRAFFIC CITATION	261			
CITW	WARNING	2			
WARR	WARRANT	44			
XXXX	*Restricted	1			
	<b>Total Calls</b>	<b>2,214</b>			

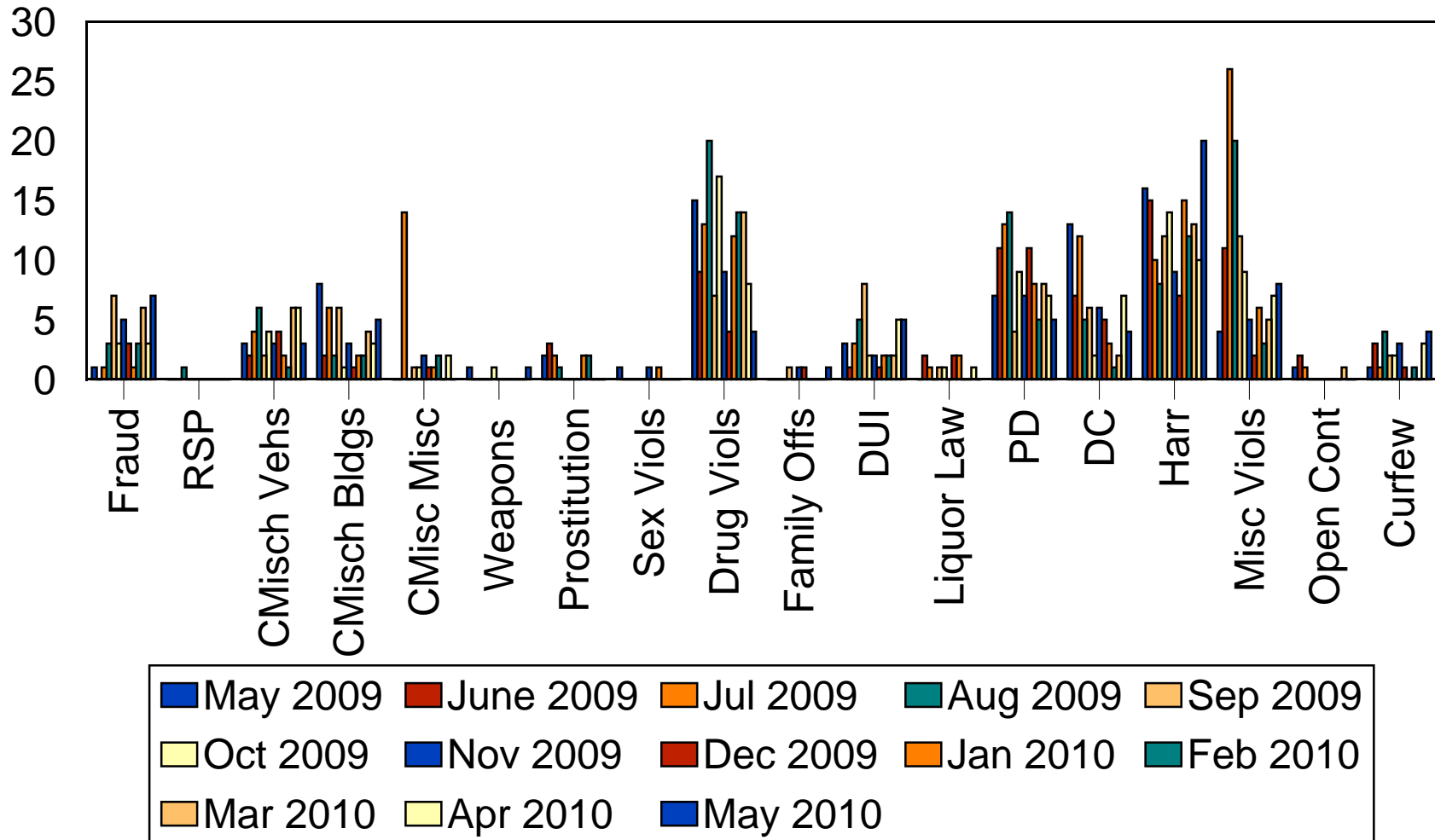
# Ward 1

## Part 1 Crimes - 12 Month Comparison



# Ward 1

## Part 2 Crimes - 12 Month Comparison







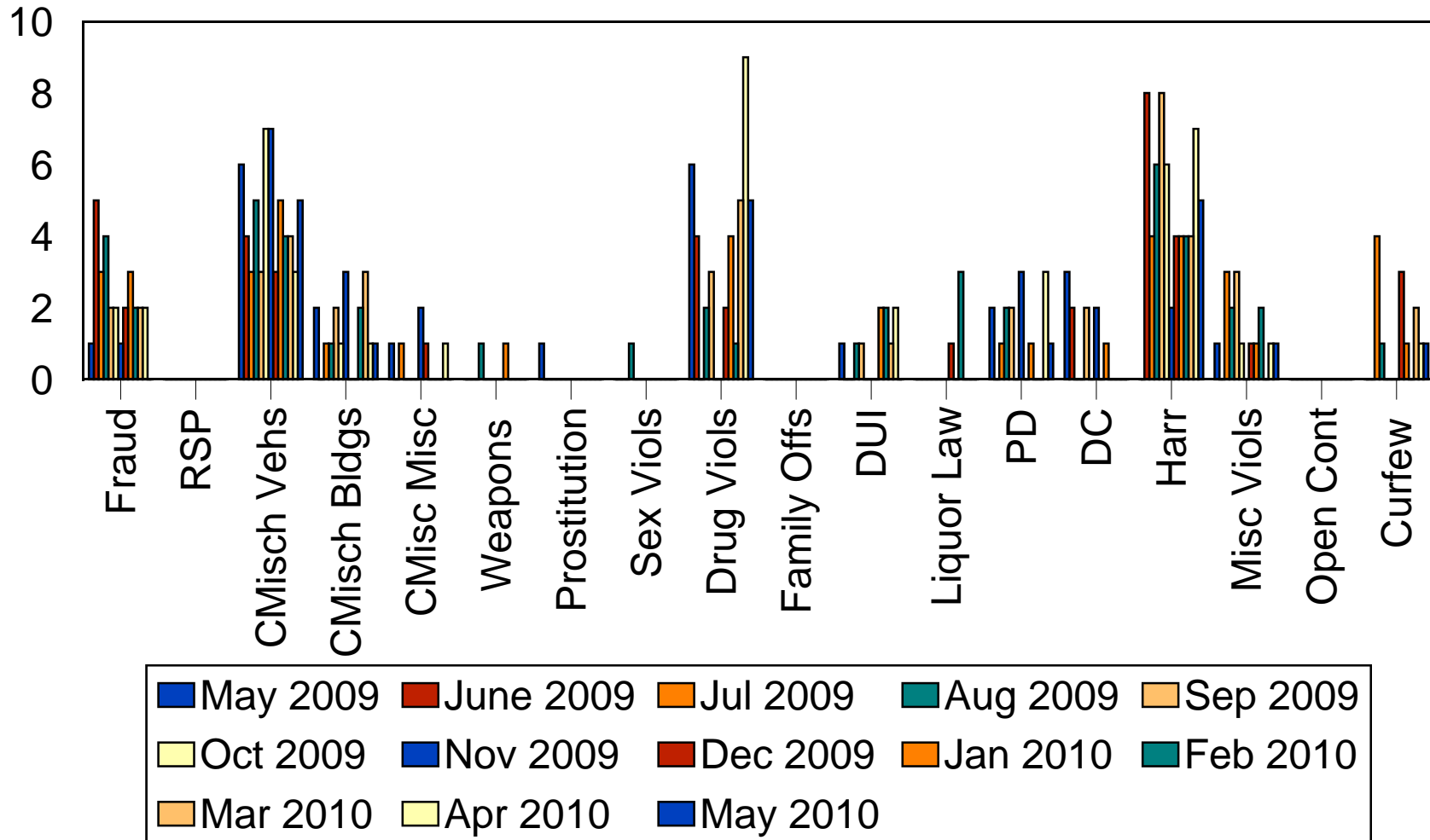






# Ward 4

## Part 2 Crimes - 12 Month Comparison





# Ward 5

## Part 2 Crimes - 12 Month Comparison

