

**POTTSTOWN POLICE DEPARTMENT  
MEMORANDUM**

DATE: July 29, 2010  
TO: BOROUGH COUNCIL  
FROM: Chuck Bleile  
Department Administrative Manager  
REF: Monthly Report for June 2010

During June 2010 the Pottstown Police Department answered 1,966 calls for service. Of these calls 1,953 occurred in the Borough.

During the month we averaged 65.53 calls per day or 32.77 calls per 12 hour shift. For the year we have answered 11,310 calls. The daily average for the year is 62.49 calls per day or 31.24 calls per 12 hour shift.

During June 2009 we answered 2,249 calls. We answered 283 fewer calls this month than last June. This is a decrease of 12.58% from last year. For the year we have answered 95 more calls than this time in 2009. This is an increase of .85%.

Cc Borough Manager  
Assistant Borough Manager  
Mayor  
Capt  
Chief  
All Personnel

## MONTHLY REPORT TO COUNCIL

## POLICE ACTIVITY BY WARD

		JUNE 2010							
TYPE OF CALL ANSWERED		WARD							
CODE	ACTIVITY	1	2	3	4	5	6	7	BORO TOTAL
0100	MURDER -MANSLAUGHTER	0	0	0	0	0	0	0	0
0200	FORCIBLE RAPE	0	0	0	0	0	0	0	0
0300	ROBBERY	0	1	0	1	0	1	0	3
0400	AGGRAVATED ASSAULT	2	0	1	1	0	0	0	4
0500	BURGLARY	1	3	4	2	0	3	1	14
0600	THEFT	15	16	21	8	7	8	2	77
0700	MOTOR VEHICLE THEFT	0	1	0	0	0	1	0	2
0450	ASSAULTS OTHER	11	4	0	2	2	4	1	24
0900	ARSON	0	0	0	0	0	0	0	0
1100	FRAUD	2	2	3	1	0	3	2	13
1300	REC STOLEN PROPERTY	0	0	0	0	0	1	0	1
1410	CRIMINAL MISCHIEF VEHICLES	5	2	6	2	3	4	3	25
1420	CRIMINAL MISCHIEF BUILDINGS	2	2	6	3	1	2	1	17
1440	CRIMINAL MISCHIEF ALL OTHERS	2	2	3	3	1	1	0	12
1500	WEAPONS VIOLATIONS	0	0	0	0	0	0	0	0
1600	PROSTITUTION	0	0	0	0	0	0	0	0
1700	SEX OFFENSES	2	0	1	0	0	0	0	3
1800	NARCOTICS VIOLATIONS	7	9	1	2	0	4	0	23
2000	OFFENSES AGAINST FAMILY	0	0	1	0	1	1	0	3
2100	DUI	5	1	1	1	1	0	1	10
2200	LIQUOR LAW VIOLATIONS	0	0	0	0	1	1	0	2
2300	PUBLIC DRUNKENESS	10	4	5	0	0	7	3	29
2400	DISORDERLY CONDUCT	3	2	3	0	2	1	1	12
2450	HARASSMENT	5	13	14	3	4	8	4	51
2600	ALL OTHER VIOLATIONS	10	5	10	4	4	1	0	34
2691	OPEN CONTAINER VIOLATIONS	2	0	0	0	0	0	0	2
2800	CURFEW VIOLATIONS	3	0	1	1	2	0	1	8
2900	RUNAWAYS	2	1	1	2	0	1	0	7
3600	DOMESTIC DISTURBANCES	25	21	23	15	6	14	8	112
3610	OTHER DISTURBANCES	116	33	46	20	17	37	10	279
3810	FALSE ALARMS	8	13	23	4	14	10	6	78
3900	TRAFFIC AND PARKING PROBLEMS	11	23	21	3	5	12	1	76
6001	HIT AND RUN INJURY	0	0	0	0	0	0	0	0
6002	DEATH	0	0	0	0	0	0	0	0
6004	PROPERTY DAMAGE	0	1	0	1	0	1	0	3
6005	HIT AND RUN	2	2	6	1	0	2	0	13
6006	INJURY	1	3	6	2	1	2	1	16
6007	PEDESTRIAN	1	0	0	0	0	0	0	1
6008	NONINJURY	5	4	12	3	0	8	4	36
6010	OTHERS	0	0	0	0	0	0	0	0
6602	ABANDONED VEHICLES	3	12	2	3	3	1	2	26
8000	WARRANTS SERVED	6	1	0	1	0	0	1	9
MISC	ALL OTHER CALLS	196	286	191	65	80	64	46	928
	TOTAL	463	467	412	154	155	203	99	1953
	TOTAL 2009 CALLS	541	528	470	175	161	238	126	2239
	INCREASE OR DECREASE FROM 2009	(78)	(61)	(58)	(21)	(6)	(35)	(27)	(286)
	PERCENT INCREASE OR DECREASE	-14%	-12%	-12%	-12%	-4%	-15%	-21%	-13%
<b>TRAFFIC CITATIONS</b>									
	SPEEDING	3	0	51	0	0	11	16	45
	ALL OTHER MOVING VIOLATIONS	36	41	80	8	8	35	45	253

# Calls for Service - by UCR Code



Incidents Reported Between 06/01/2010 and 06/30/2010

All Municipalities

Code	Description	Primary Count	Secondary UCR Count		
			Code 2	Code 3	Code 4
0317	ARMED - FIREARM - BANK	1			
0321	ARMED - KNIFE - HIGHWAY	1			
0340	ROBBERY-STRONGARM	1			
0410	ASSAULT - FIREARM	1			
0440	ASSAULT - ATROCIOUS- HANDS,FISTS,FEET	3			
0450	OTHER ASSAULTS - NOT AGGRAVATED	24	1		
0511	BURGLARY-FORCED ENTRY-RESIDENCE-NIGHT	1			
0512	BURGLARY-FORCED ENTRY-RESIDENCE-DAY	1			
0514	BURGLARY-FORCE ENTRY-NON-RESID-NIGHT	2			
0521	UNLAWFUL ENTRY-NO FORCE-RESIDENCE-NIGHT	3			
0522	UNLAWFUL ENTRY-NO FORCE-RESIDENCE-DAY	2			
0523	UNLAWFUL ENTRY-NO FORCE-RESIDENCE-UNK.	3			
0524	UNLAWFUL ENTRY-NO FORCE-NONRES.-NIGHT	1			
0536	ATTEMPT FORCIBLE ENTRY-NONRES.-UNKNOWN	1			
0613	THEFT-\$200 & OVER-RETAIL THEFT	2			
0614	THEFT-\$200 & OVER-FROM AUTO (EXCPT 0615)	6			
0616	THEFT-\$200 & OVER-BICYCLES	2			
0617	THEFT-\$200 & OVER-FROM BUILDINGS	15			
0619	THEFT-\$200 & OVER-ALL OTHER	6			
0623	THEFT-\$50 TO \$200-RETAIL THEFT	2			
0624	THEFT-\$50 TO \$200-FROM AUTO (EXCPT 0625)	3			
0626	THEFT-\$50 TO \$200-BICYCLES	7			
0627	THEFT-\$50 TO \$200-FROM BUILDINGS	8			
0629	THEFT-\$50 TO \$200-ALL OTHER	7			
0633	THEFT-UNDER \$50-RETAIL THEFT	9			
0634	THEFT-UNDER \$50-FROM AUTO (EXCEPT 0635)	1			
0635	THEFT-UNDER \$50-AUTO PARTS & ACCESSORIES	2			
0636	THEFT - UNDER \$50 - BICYCLES	1			
0637	THEFT - UNDER \$50 - FROM BUILDINGS	4			
0639	THEFT-UNDER \$50-ALL OTHER	1			
0644	THEFT-ATTEMPTED-FROM AUTO (EXCEPT 0645)	1			
0711	M.V. THEFT-AUTOS-STREET-COMMERCIAL AREA	1			
0712	M.V. THEFT - STREET - RESIDENTIAL AREA	1			
1020	COUNTERFEITING	2			
1100	FRAUD	3			
1110	FRAUD - BAD CHECKS	2			
1120	FRAUD - CREDIT CARDS	3			
1130	FRAUD - ALL OTHER (FLIM FLAM, CONFIDENCE	3			
1300	STOLEN PROPERTY-RECEIVING,POSSESSING,ETC	2			
1410	CRIMINAL MISCHIEF TO AUTOMOBILES	25			
1420	CRIMINAL MISCHIEF TO PRIVATE BUILDINGS	15			
1430	CRIMINAL MISCHIEF - PUBLIC BUILDINGS	2			
1440	CRIMINAL MISCHIEF - ALL OTHER	7			
1450	ALL OTHER VANDALISM(GRAFFITI)	5			
1700	SEX OFFENSES (EXCEPT RAPE & PROSTITUTION	3			
1811	NARCOTICS-SALE-MORPHINE,HEROIN,COCAINE	15			
1812	NARCOTICS-SALE-MARIJUANA, HASHISH, ETC.	0	1		
1813	DRUGS-SALE/MFG-SYNTHETIC NARCOTICS	1			

# Calls for Service - by UCR Code



Incidents Reported Between 06/01/2010 and 06/30/2010

All Municipalities

Code	Description	Primary Count	Secondary UCR Count		
			Code 2	Code 3	Code 4
1831	NARCOTICS-POSSESSION-MORP,HERION,COCAINE	0	1		
1832	NARCOTICS-POSSESSION-MARIJUANA,ETC.	4			
1833	NARCOTICS-POSSESSION-SYNTHETIC NARCOTIC	1			
1834	NARCOTICS-POSSESSION-OTHER DANGEROUS	2	2		
2000	OFFENSES AGAINST FAMILY & CHILDREN	1			
2020	OFFENSES AGAINST FAMILY-CHILD ABUSE	2			
2110	DRIVING UNDER THE INFLUENCE-LIQUOR/DRUGS	6			
2111	DRIVING UNDER THE INFLUENCE - ALCOHOL	3			
2112	DRIVE UNDER INFLUENCE-ALCOHOL-IMPAIRED	1			
2211	LIQUOR LAW-UNDERAGE-PURCH,CONSMP,POSSES	2			
2300	PUBLIC DRUNKENNESS	29			
2400	DISORDERLY CONDUCT	6	1		
2410	HARASSMENT BY COMMUNICATION	12			
2420	DISORDERLY CONDUCT-PUBLIC PLACES	1			
2430	DISORDERLY CONDUCT - DRUGS	3	2		
2440	DISORDERLY CONDUCT-DISTURBING THE PEACE	1			
2450	HARASSMENT	39			
2460	DISORDERLY CONDUCT-OBSCENE LANGUAGE	1			
2600	ALL OTHER CRIMES CODE VIOLATIONS	2	1		
2616	ALL OTHERS - CONTEMPT OF COURT (NON M.V)	1			
2639	ALL OTHERS - ILLEGAL DUMPING	21			
2646	ALL OTHERS-OBSTRUCTION OF JUSTICE	1			
2650	ALL OTHERS - PUBLIC NUISANCE	5			
2656	ALL OTHER - THREATS (KILL,BOMB,PHONE,ETC	2			
2660	ALL OTHER OFFENSES - TRESPASSING	2	1		
2691	OPEN CONTAINER ORDINANCE	2			
2811	CURFEW LAW (JUVENILE) - MALE	4			
2812	CURFEW LAW (JUVENILE) - FEMALE	4			
2910	LOST/MISSING PROPERTY	1			
2990	RUNAWAYS - (JUVENILE) - REPORTS	7			
3000	FOUND/RECOVERED PROPERTY	24			
3300	SUICIDES	1			
3310	ATTEMPTED SUICIDES	1			
3320	DOA	3			
3400	MENTAL HEALTH	24			
3500	SUSPICIOUS PERSONS,AUTOS,CIRCUMSTANCES	121			
3600	DISTURBANCES-DOMESTIC	112	12	4	
3610	DISTURBANCES-JUVENILE	29			
3620	DISTURBANCES-OTHER (FIGHTS,DISPUTES,ETC)	223			
3630	LOUD MUSIC DISTURBANCE	21			
3640	ANIMAL COMPLAINTS-BARKING DOGS(FOUNDED)	6			
3800	SERVICE CALL-MISCELLANEOUS	55			
3810	SERVICE CALL-ALARMS-UNFOUNDED-EXCPT FIRE	78			
3840	FIRES (INCLUDING ALARMS-FOUNDED/UNFOUND)	5			
3870	MEDICAL EMERGENCY	30			
3880	OPEN DOORS/WINDOWS - DISCOVERED	1			
3900	TRAFFIC & PARKING PROBLEMS	76			
4002	NON-CRIMINAL-ACCIDENT-HOME(NON-TRAFFIC)	1			

# Calls for Service - by UCR Code



Incidents Reported Between 06/01/2010 and 06/30/2010

All Municipalities

Code	Description	Primary Count	Secondary UCR Count		
			Code 2	Code 3	Code 4
4014	NON-CRIMINAL-INVESTIGATE OPEN DOOR,ETC.	2			
4027	911 HANGUPS-UNFOUNDED	44			
4028	NON-CRIMINAL-OTHER INVESTIGATIONS	72			
4029	GUNSHOTS	5			
5006	LOST & FOUND - LOST ANIMAL	1			
5010	LOST & FOUND - MISSING JUVENILE FEMALE	1			
5012	LOST & FOUND - MISSING JUVENILE MALE	1			
5014	LOST & FOUND - MISSING ADULT FEMALES	1			
5016	LOST & FOUND - MISSING ADULT MALES	1			
5100	JUVENILE	52			
5105	INFORMATION	3			
5502	ANIMAL COMPLAINTS - BARKING DOGS(UNF)	6			
5504	ANIMAL COMPLAINTS - DOG BITES	3			
5506	ANIMAL COMPLAINTS - STRAY ANIMALS	29			
5510	ANIMAL COMPLAINTS - OTHER	13			
5590	ANIMAL COMPLAINTS - REPORTS	3			
6004	TRAFFIC ACC. INVOLVING PROPERTY DAMAGE	3			
6005	TRAFFIC ACCIDENT- HIT AND RUN	13			
6006	TRAFFIC ACCIDENT INVOLVING INJURY	16			
6007	TRAFFIC ACCIDENT-PEDESTRIAN	1			
6008	ACCIDENT INVOLVING NONINJURY	36			
6350	TRAFFIC ENFORCEMENT-PATROL	29			
6602	TRAFFIC RELATED -IMPOUNDED,ABANDON M.V.	26			
6605	TRAFFIC RELATED-UNFOUND ACCIDENT	5			
6607	TRAFFIC RELATED-SCHOOL CROSSING	42			
6610	TRAFFIC RELATED - MOTORIST AID	13			
6613	TRAFFIC RELATED-SEIZED REG OR LICENSE	2			
7002	BUILDING CHECKS - OFFICER INITIATED	86			
7003	BUILDING CHECK BUSINESS	25			
7005	LIBRARY CHECK	3			
7012	PUBLIC SERVICES - BANK ESCORTS, ETC.	18			
7502	ASSIST OTHER AGENCIES - FIRE DEPT.	25			
7504	ASSIST OTHER AGENCIES - OTHER POLICE	56			
7506	ASSISTING OTHER AGENCIES - ALL OTHERS	11			
7508	ASSIST POTTSTOWN POLICE	19			
7510	LIVE SCAN	26			
8010	WARRANTS - LOCAL - CRIMINAL	1			
8014	WARRANTS - LOCAL - OTHER WARRANTS	1			
8110	WARRANTS - MONTGMERY COUNTY BENCH	2			
8114	WARRANTS - OTHER AUTHORITY-OTHER WARRANT	5			
8504	DEPARTMENTAL SERVICES - JAIL DUTY	58			
8518	DEPARTMENTAL SERVICES - RECORD CHECKS	4			
9000	ADMINISTRATIVE TASKS	1			
9100	CARD STRUCK WHEN NOT NEEDED	13			
CITT	TRAFFIC CITATION	302			
COMP	CRIMINAL COMPLAINT	1			
WARR	WARRANT	1			

July 28, 2010

# Calls for Service - by UCR Code

Incidents Reported Between 06/01/2010 and 06/30/2010

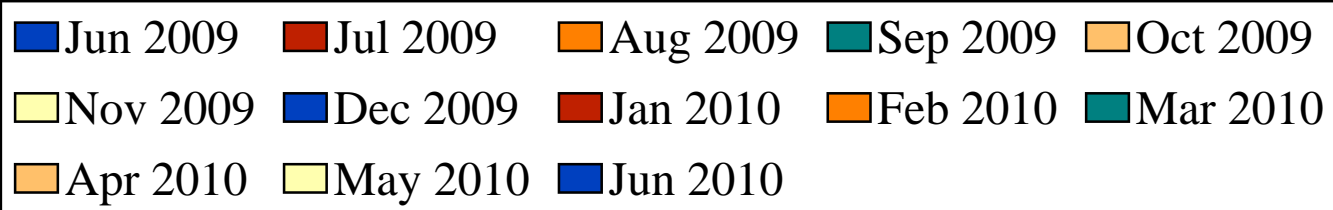
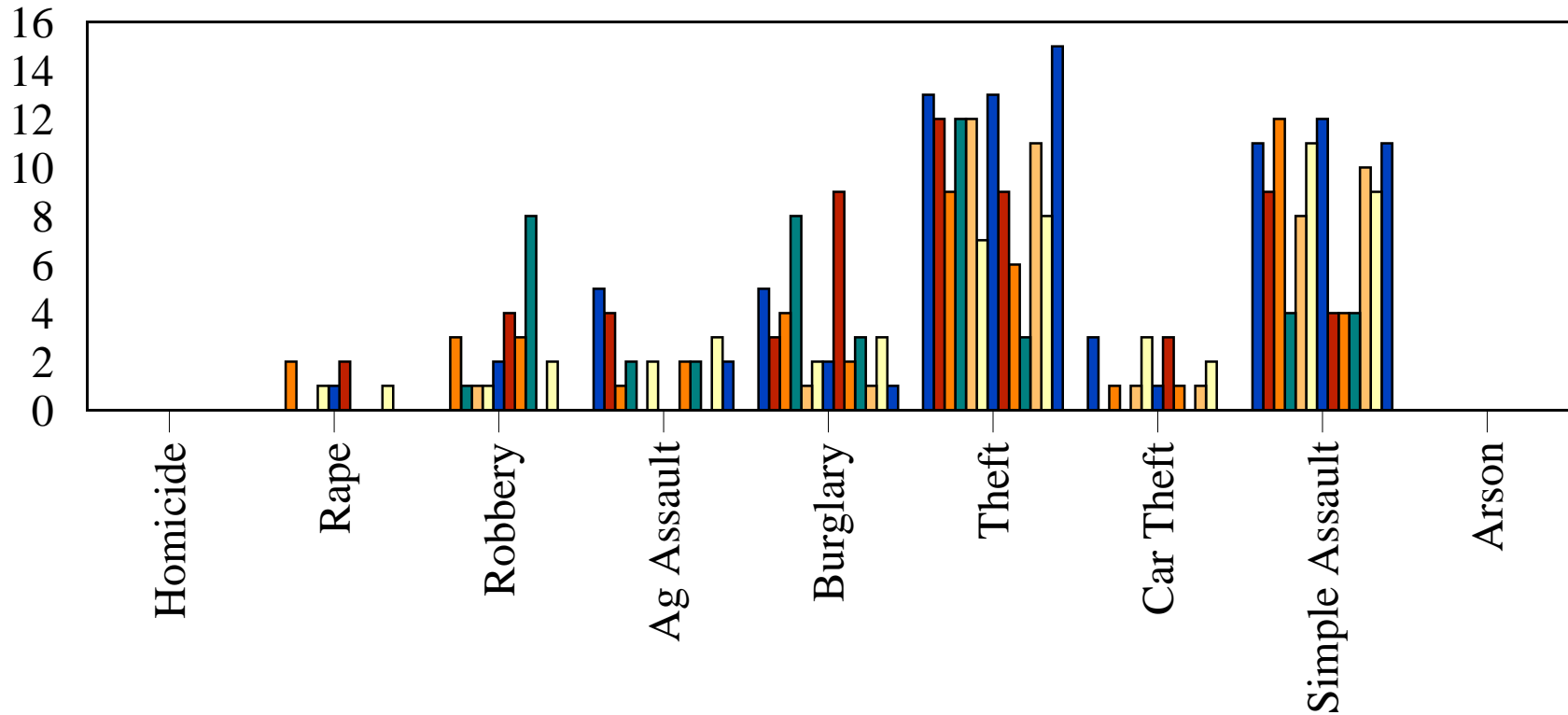
All Municipalities



Code	Description	Primary Count	Secondary UCR Count		
			Code 2	Code 3	Code 4
<b>Total Calls</b>		<b>2,270</b>			

# Ward 1

## Part 1 Crimes - 12 Month Comparison





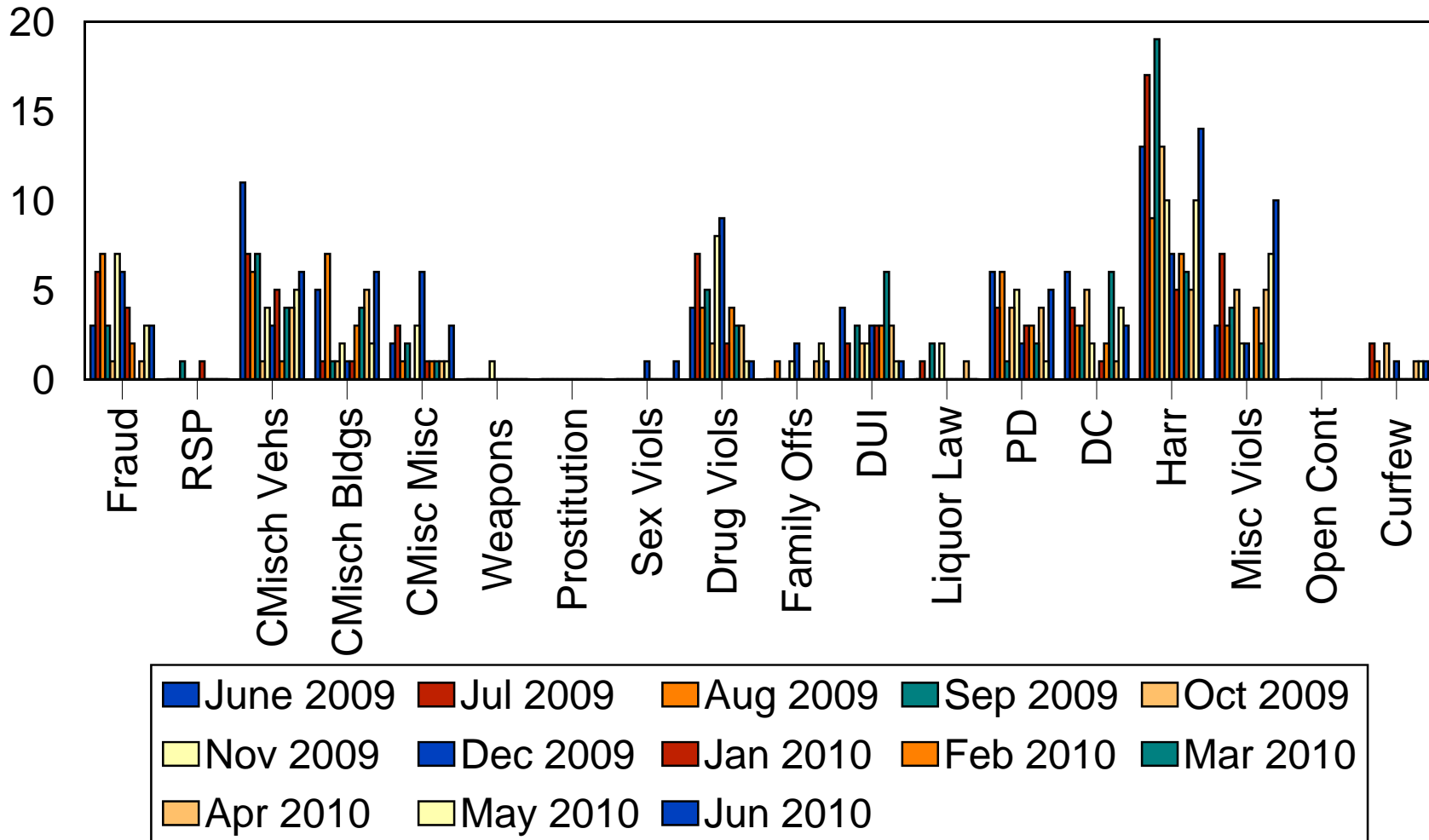






# Ward 3

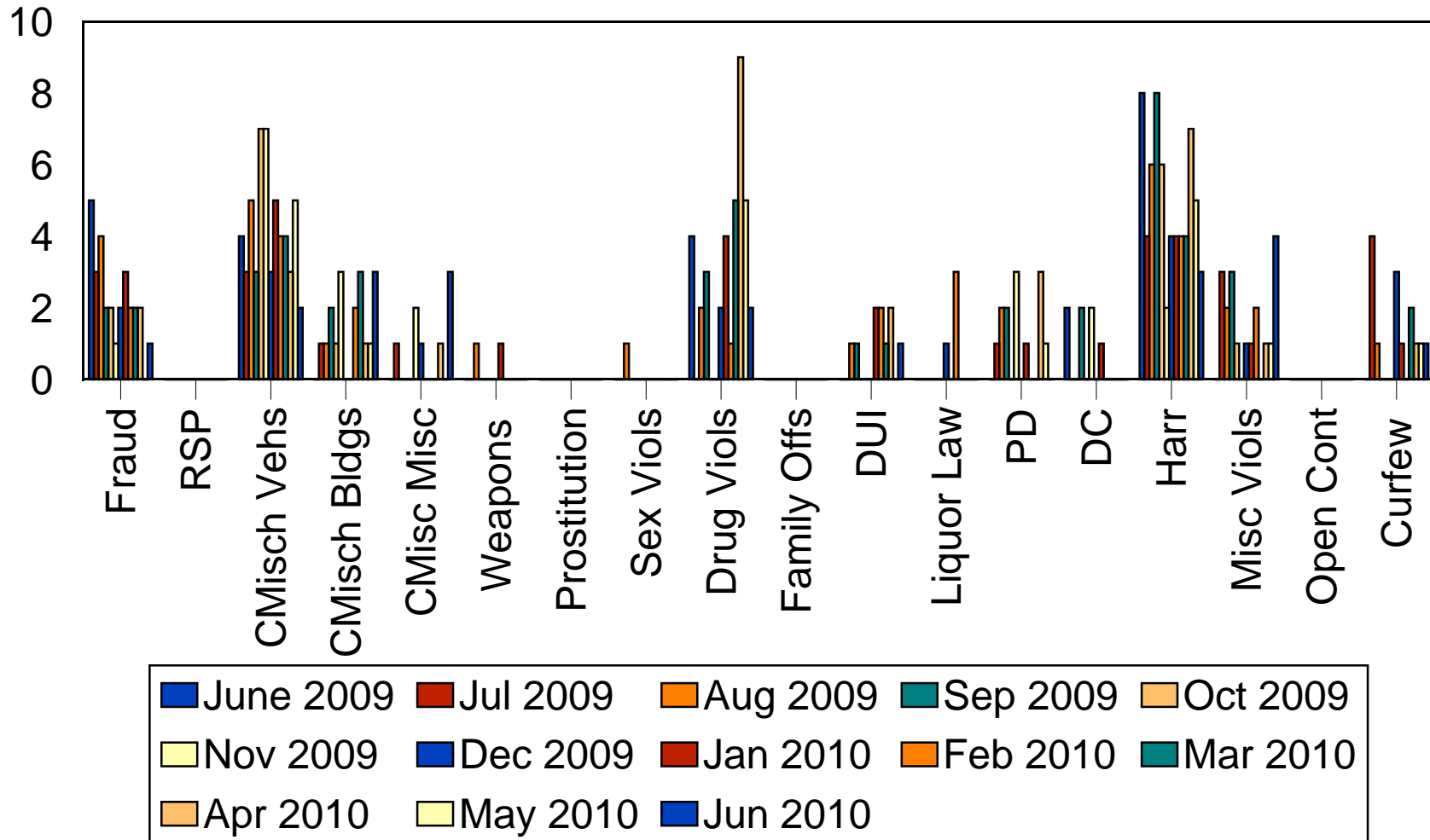
## Part 2 Crimes - 12 Month Comparison





# Ward 4

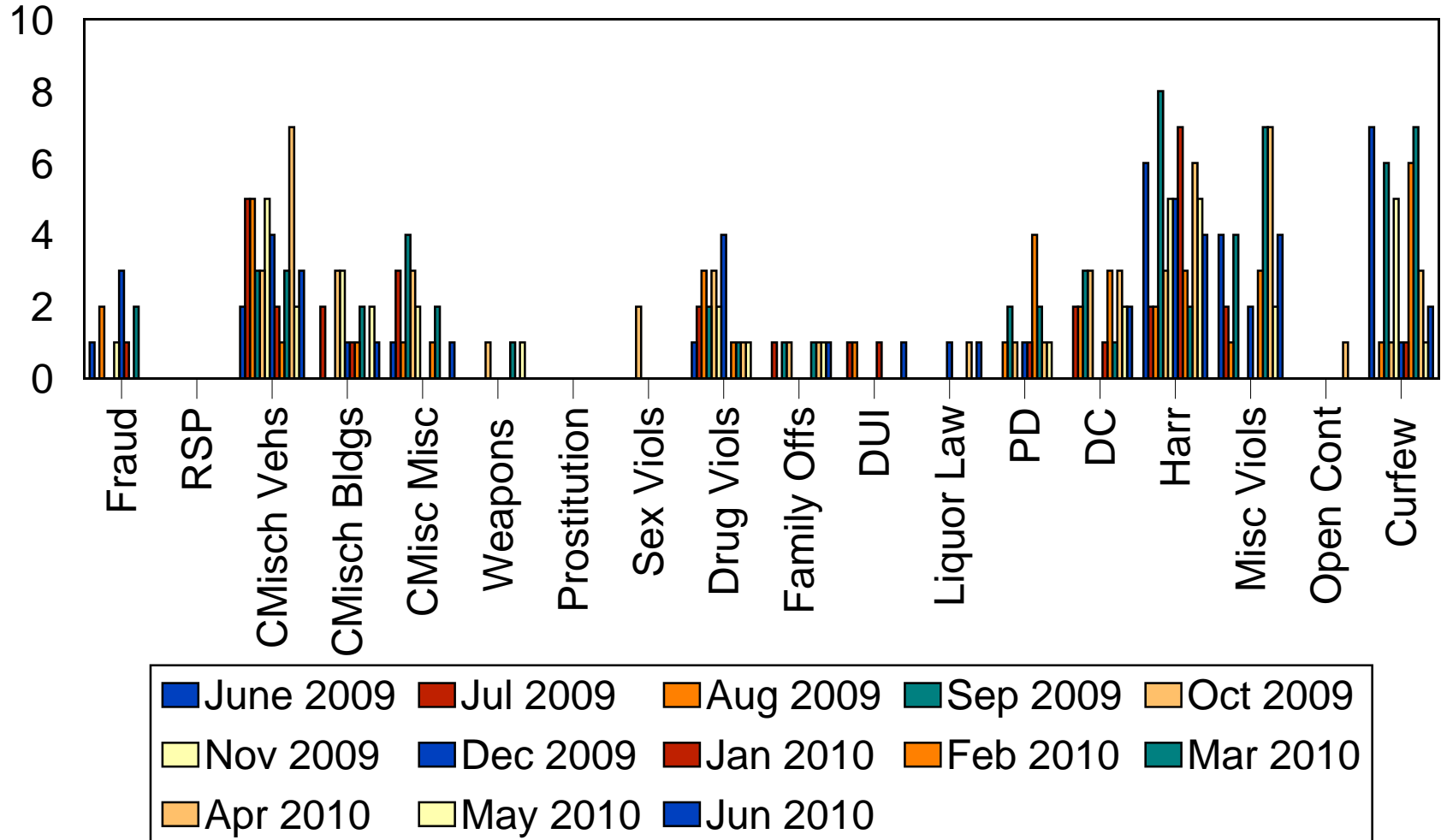
## Part 2 Crimes - 12 Month Comparison





# Ward 5

## Part 2 Crimes - 12 Month Comparison

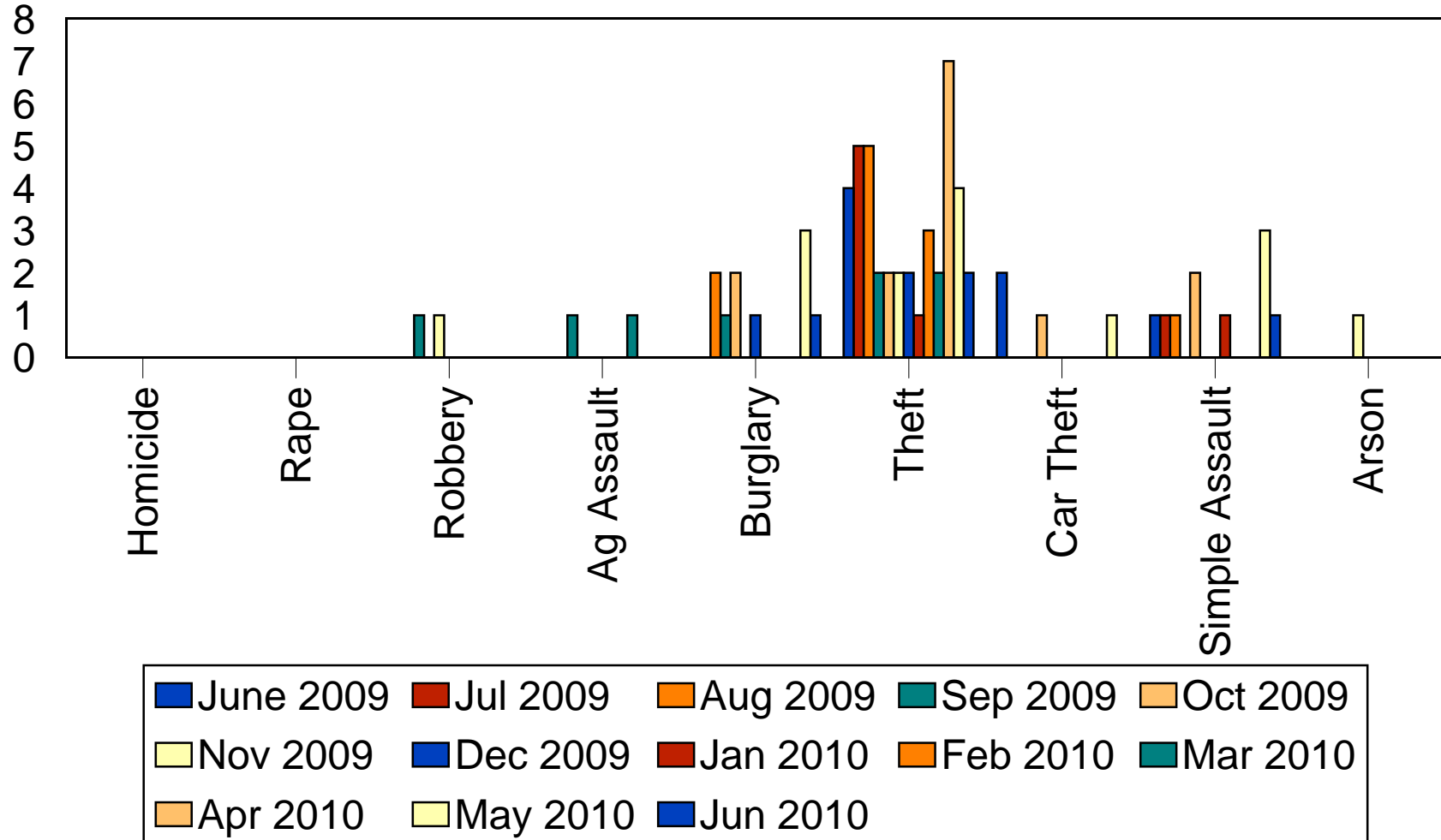






# Ward 7

## Part 1 Crimes - 12 Month Comparison







# Borough of Pottstown

## Part 2 Crimes - 12 Month Comparison

